







## DGT 2010 Digital Clock quick guide

Time Control	Rate of play	DGT2010 Mode
Public Service League default Fischer Timing	75 minutes + 15 second increment per move	18
Public Service League – adjudication (by mutual agreement only)	42 moves in 90 minutes then 7 moves per 15 minutes	09
London League quickplay finish (default on odd numbered boards)	30 moves in 75 minutes then 20 minutes to finish	05
London League adjournment (default on even numbered boards)	36 moves in 90 minutes then additional 36 moves every 90 minutes	07
Commercial League Fischer timing	75 minutes + 10 second increment per move	21
Commercial League quickplay finish	30 moves in 75 minutes then 15 minutes to finish	12

*To select a playing mode:*

1. Switch on using on/off button on base of clock. Last mode used will flash.
2. To select this mode, press  and then .
3. Place clock with rocker 'up' for player of the White pieces. Press  to start. Press  again to pause the clock.

To change between playing modes, switch on clock and use  or  to change mode number. Then repeats steps 2 and 3.

*Note:*

Clock will add second session time to both players' clocks when one player reaches the end of their first session time. At this point a flag will appear and the flagged player has lost the game if their first session moves have not been completed. If moves completed, the game continues as normal and flag will disappear after 5 minutes.

At the final time control the flag will flash to indicate flag-fall.